

TEEN



SURVEY

2015

TEEN

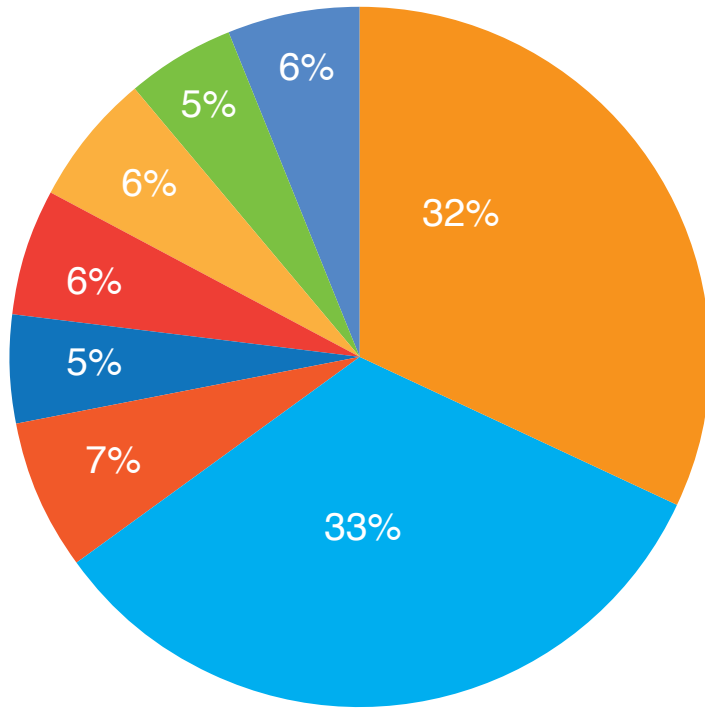


SURVEY

2015

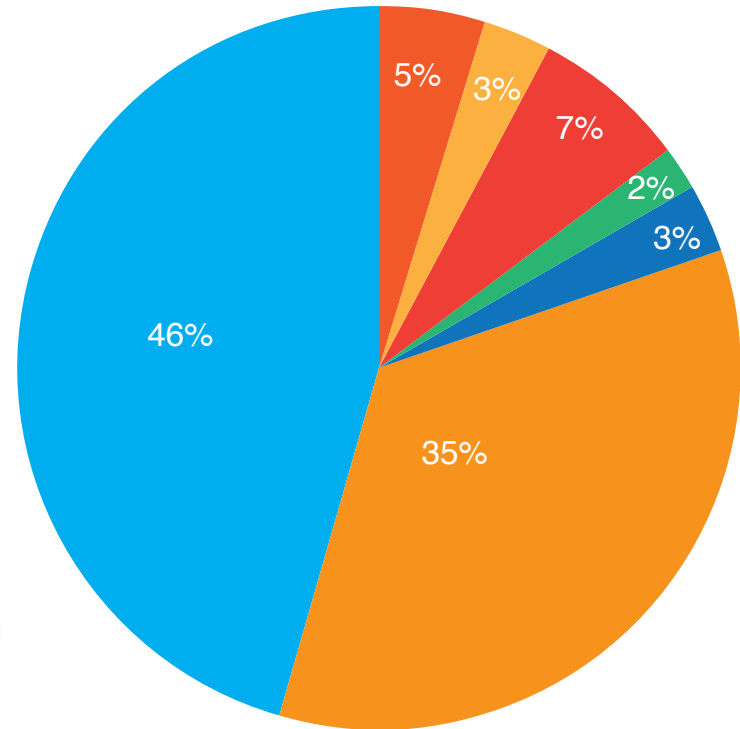
This survey was conducted by [Story of Place Institute](#) in partnership with and commissioned by the Santa Fe Children & Youth Commission. For more information contact Chris Sanchez.

ORGANIZATION



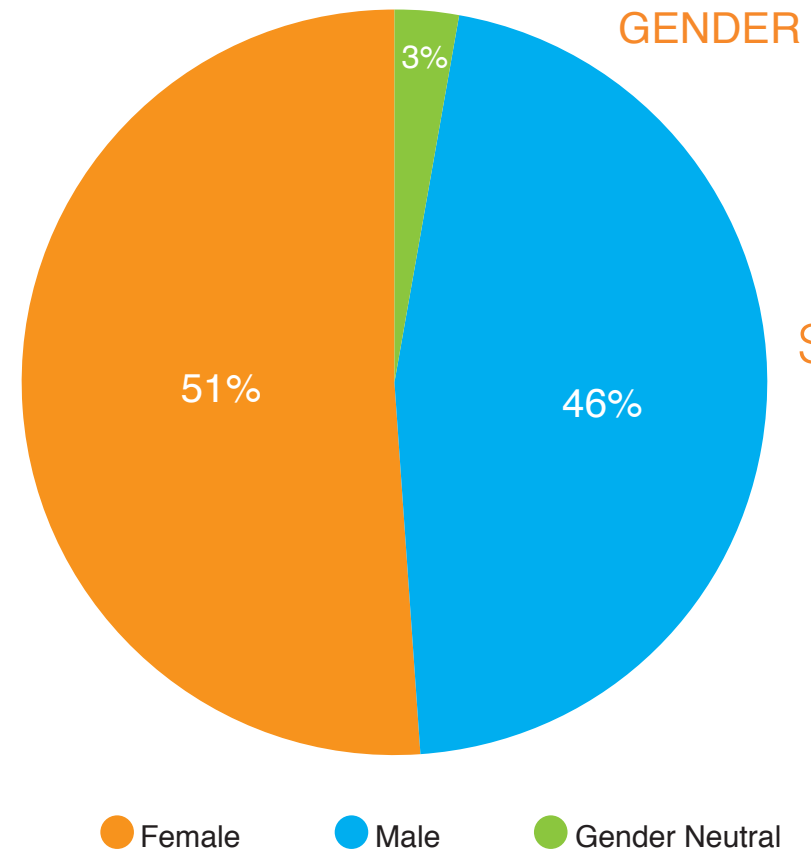
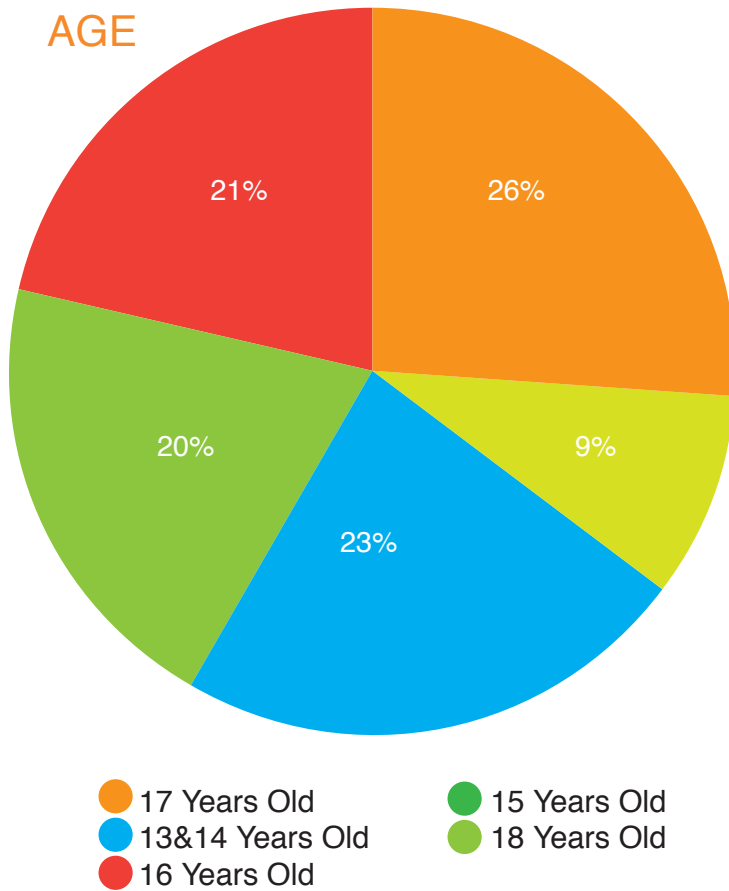
- Other
- ATC
- SF High
- Capital High
- SF Prep
- Girl's Inc
- St Mike's High
- Master's Program

ETHNICITY



- White or Caucasian
- Native American
- Hispanic or Latino
- Other
- Black or African American
- Prefer Not to Answer
- Asian or Pacific Islander

Who Took The Survey?



Who Took The Survey?

WHAT DO YOUTH NEED?

1. Job Opportunities (89%)
2. Youth Need To Feel Trusted, Comfortable & Accepted By Adults (88%)
3. “Real World Readiness” [Life Skills] (88%)
4. Help Getting A Job (87%)
5. Better Access To Proper Nutrition (83%)
6. Alternative Teaching Methods [Hands-on & Projects] (81%)
7. Housing For Homeless Youth (77%)
8. Help With Bullying (76%)
9. More Transportaion (75%)
10. One - on - One Role Models (75%)
11. Alternatvie Education Options [Not School] (72%)
12. Access To Information About Drug Abuse (70%)

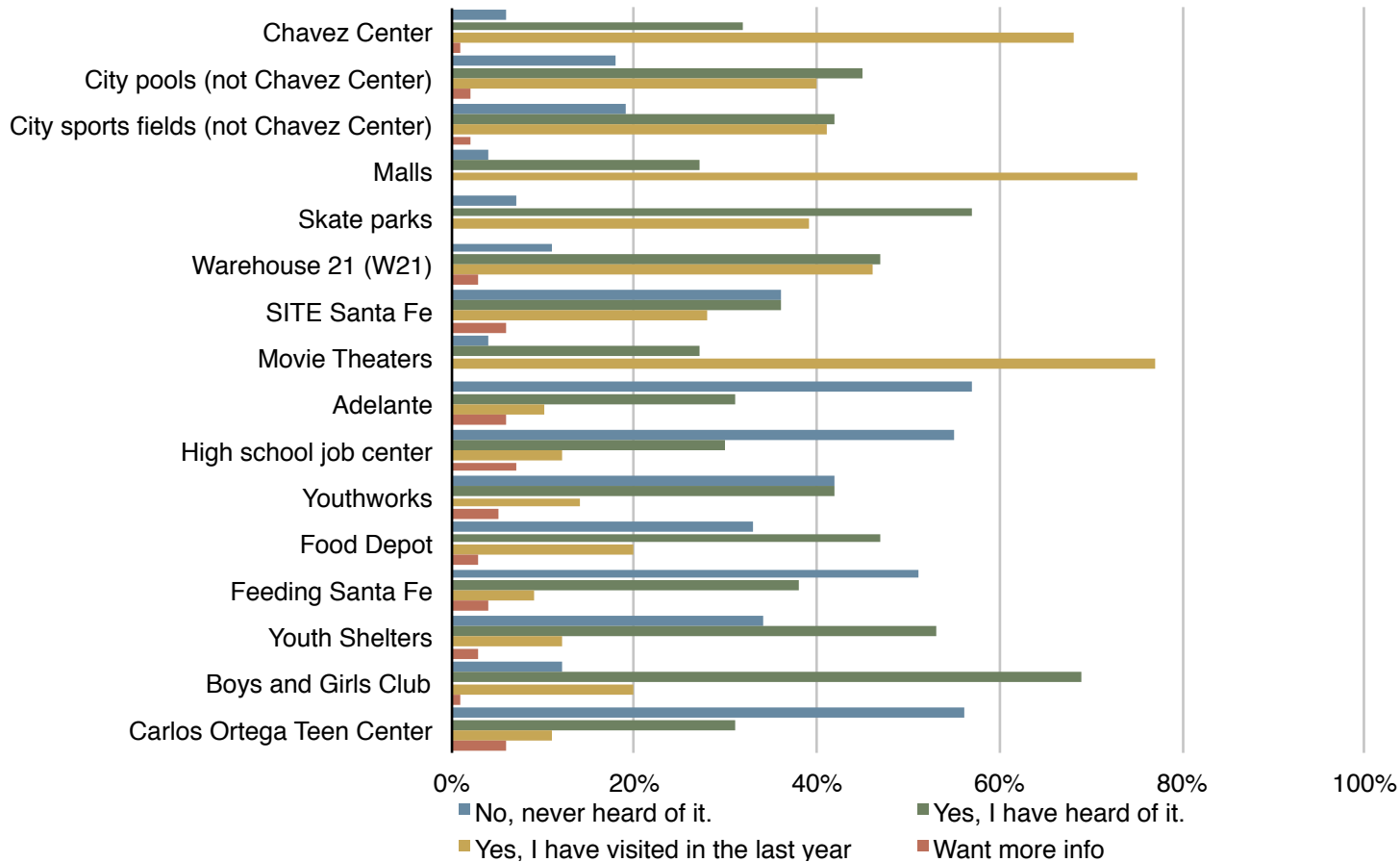
WHAT DO YOUTH WANT

- 1 More Arts: Affordable classes, activities, & camps (74%)
- 2 Water sports/swimming pools w/slides (73%)
- 3 Trampoline gym (73%)
- 4 Paintball (72%)
- 5 Music: more local bands/events (71%)
- 6 Studio access (to record music, make art, etc.) (68%)
- 7 Rec Center/community involvement center (68%)
- 8 Bowling (66%)
- 9 Martial arts/self defense class (64%)
- 10 Learn another language (62%)
- 11 Affordable summer leagues (60%)
- 12 Interactive science museum (59%)
- 13 Free Wall (graffiti wall) (57%)
- 14 Dancing (hiphop, ballet, Norteños) (57%)
- 15 Workout stations along trails (54%)
- 16 Indoor soccer/sports center (53%)
- 17 Signs and Maps for trail system (43%)
- 18 More skateboard parks (37%)
- 19 Tennis (36%)
- 20 Karaoke opportunities (36%)
- 21 Hockey (28%)

WHAT DO YOUTH WANT?

234 responded to
these questions

WHAT RESOURCES DO YOUTH KNOW & VISIT



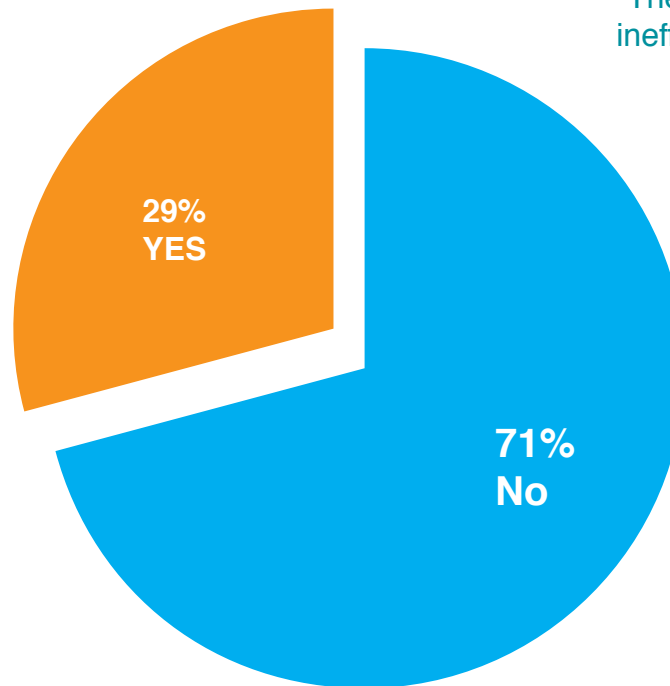
WHERE YOUTH RESPONDENTS VISITED IN THE LAST YEAR

1. Movie Theaters (77% visit)
2. Malls (75% visit)
3. Chavez Center (68% visit)
4. W21 (46% visit)
5. City Sports Fields (41% visit)
6. City Pools (40% visit)
7. Skate Parks (39% visit)
8. SITE Santa Fe (28% visit)
9. & 10. Food Depot & Boys and Girls Club (20% visit)
11. Youthworks (14% visit)
12. & 13. High School Job Center & Youth Shelters (12% visit)
14. Carlos Ortega Teen Center (11% visit)
15. Adelante (10% visit)
16. Feeding Santa Fe (9% visit)

229 responded to these questions

Is transportation an issue?

“Not really an issue but we need to have a way to tell our parents we are going to be late because the bus was full and we had to go on a different bus”



“The buses are unbelievably ineffectual.”

“Bus system too slow!”

“Having safe public transportation would be nice.”

“I would like to have safer roads to bike on.”

“Everyone says take the city bus, but there are always scary people on it”

“My parents are willing to give me rides but sometimes I feel that I am cutting into they’re scheduled”

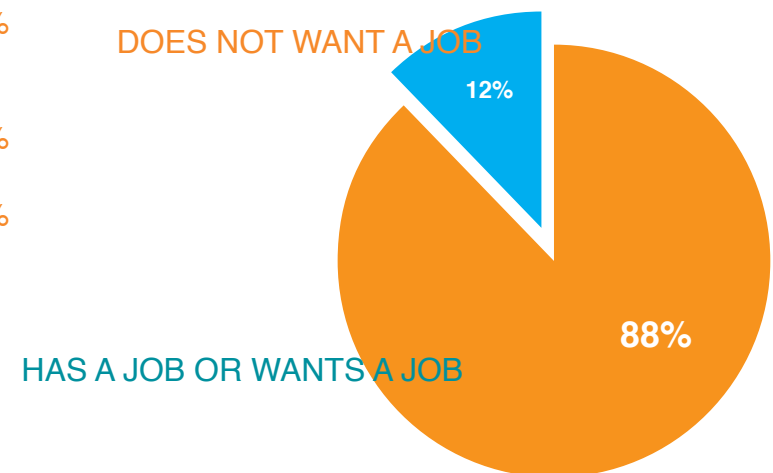
Of those that answered yes (70),
63% to 72% of youth respondents wanted:

- Different kinds of transportation options besides city bus
- Cheaper drivers ed courses
- Cheaper car insurance
- More frequent buses
- Different routes for buses
- Different stops for buses

ISSUES AROUND GETTING A JOB

	ISSUE	NEUTRAL	NOT AN ISSUE
Job Opportunities	78%	10%	12%
Lack of Jobs To Apply To	75%	12%	13%
Need Help Getting a Job	74%	11%	15%
Job Mentors [want to be a lawyer, work with a lawyer]	68%	19%	13%
Not Allowed to Work Enough Hours	67%	18%	15%
Lack of Job Training [computer & writing skills]	64%	19%	17%
Lack of Job Skills [interviewing skills, professionalism]	60%	19%	21%
Getting a worker Permit	54%	21%	25%
Need Childcare [for my kids, siblings or relatives]	33%	22%	45%

“I really do not appreciate how, as a teenager, I tend to be treated as inferior to adults, whether it be in a working environment or making a doctor’s appointment or going to a restaurant. I would really like to change the way adults view teenagers, often in a negative light. I think it tends to encourage more “acting out” among kids.”



222 responded to these questions

YOUTH WANT TO BE TAUGHT...

Help with taxes	70%
Help with insurance	70%
Professionalism	69%
Credit Advice	69%
Cooking	68%
Health care	63%
Social skills	31%
General nutrition	58%
Taking care of car	50%
Drug education	45%
Pregnancy/parenting help	39%
Safe sex	38%

6-8% want to be taught by peers

10% want to be taught by peers

WHEN YOUTH NEED SOMETHING TO DO

SCHOOL YEAR

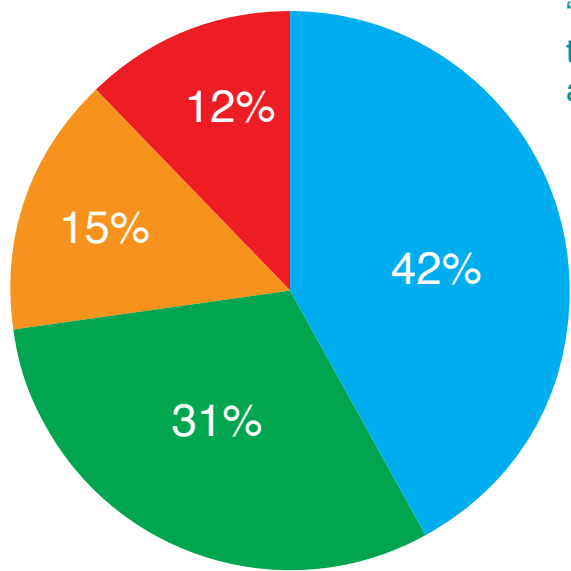
	9-12	12-3pm	3-6pm	6-9pm	9-11pm	11-?
Monday - Thursday	16%	10%	45%	35%	6%	4%
Friday	10%	9%	25%	26%	12%	8%
Saturday	26%	21%	21%	18%	14%	9%
Sunday	24%	24%	26%	17%	9%	6%

SUMMER

	9-12	12-3pm	3-6pm	6-9pm	9-11pm	11-?
Summer	22%	20%	18%	15%	21%	12%

192 responded to these questions

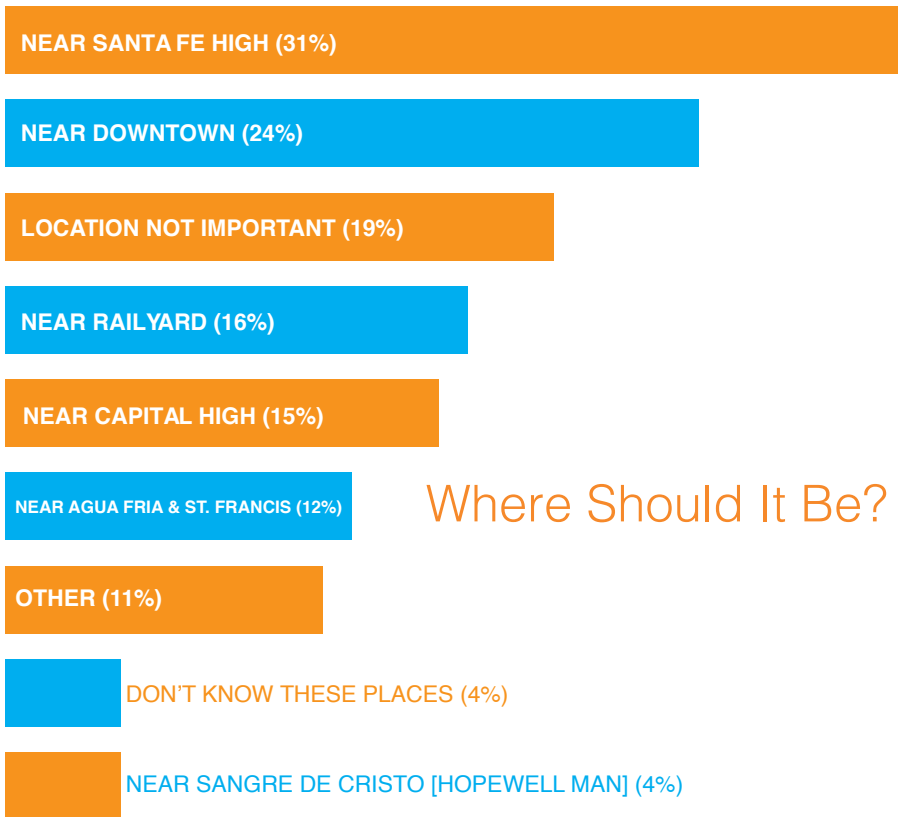
Is Location Important If a Center Was Created?



■ Very Important ■ Important
■ Neutral ■ Not Important

“I would like activities close together so it was easy to get around to each”

“Do not make some stupid thing that will cost tax payers money”



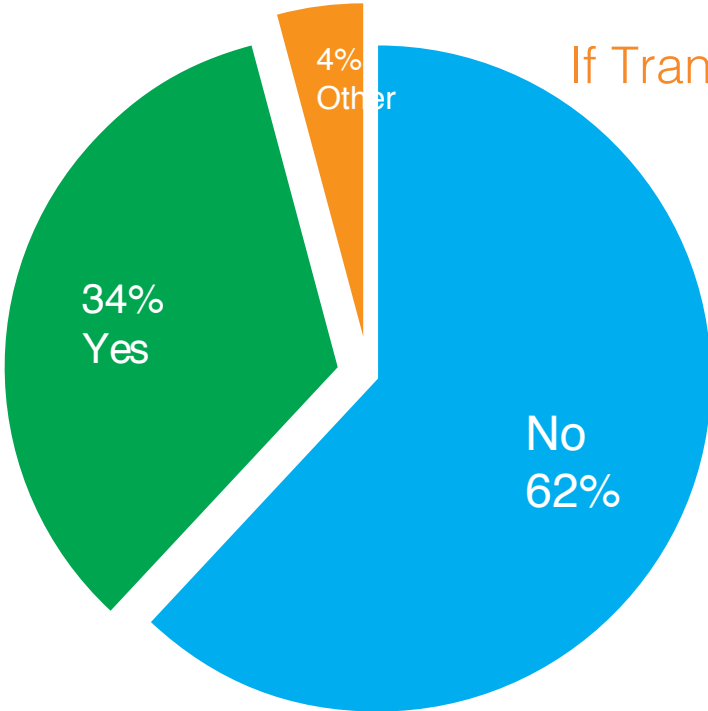
Where Should It Be?

CENTER

213 responded to these questions

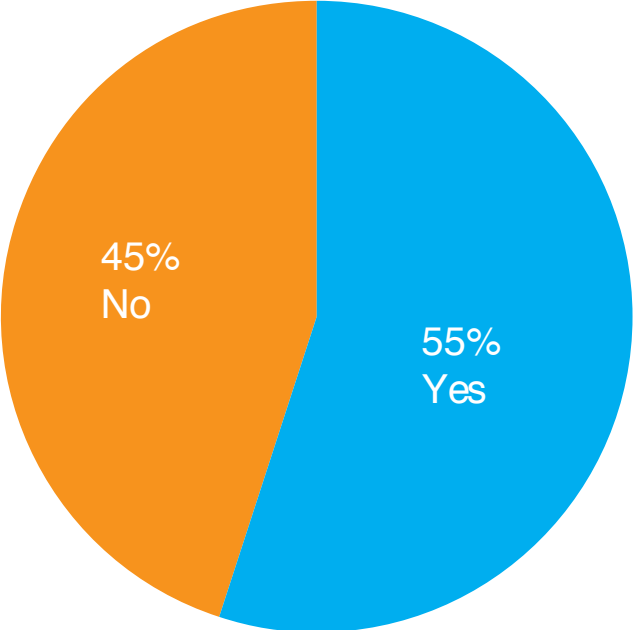
If Transportation Was Not An Issue Would Location Matter

214 responded to these questions



Should the Next Survey Be In Spanish or English?

206 responded to these questions



IF TRANSPORTATION WASN'T AN ISSUE WOULD LOCATION MATTER?

QUICK SUMMARY

This is a pilot survey to begin the discussions regarding what teens want and need in Santa Fe.

MOST NEEDED

as identified by 243 respondents

- 1 - Job Opportunities
- 2 - Youth Need To Feel Trused, Comfortable, and Accepted By Adults
- 3 - Real World "Readiness" [Life Skills]

MOST WANTED

as identified by 222 respondents

- 1 - More Arts: Affordable Class, Activities, & Camps
- 2 - Water Sports/ Swimming Pools With Slides
- 3 - Trampoline Gym

TOP 3 PLACES VISITED

in the last year as identified by 229 respondents

- 1 - Movie Theaters
- 2 - Malls
- 3 - Chavez Center

TOP 3 ISSUES AROUND GETTING A JOB

as identified by 222 respondents

- 1 - Job Opportunities
- 2 - Lack Of Jobs To Apply To
- 3 - Need Help Getting A Job

TOP 3 PEAK TIMES

youth want something to do during the school year as identified by 192 respondents

- 1 - Monday - Thursday 6-9pm
- 2 - Monday -Thursday 3-6pm
- 3 - Friday 6-9pm

During Summer 9-12am was peak time

TOP 3 LIFE SKILLS

youth want to be taught as identified by 218 respondents

- 1 - Help With Taxes
- 2 - Help With Insurance
- 3 - Professionalism

Thank you to the youth who were part of the focus group that built this survey and their affiliated organizations:

Access

Capital High School

Day Reporting at the Detention Center

Santa Fe High School

St. Michael's High School

The MASTERS Program

The Mayor's Youth Advisory Board

Youth Works

Thank you also to Youth Works for providing the space for the pilot study. Finally thank you to all the youth who took the survey and gave us their valuable insight.

This survey was conducted by [Story of Place Institute](#) in partnership with and commissioned by the Santa Fe Children & Youth Commission. For more information contact Chris Sanchez.